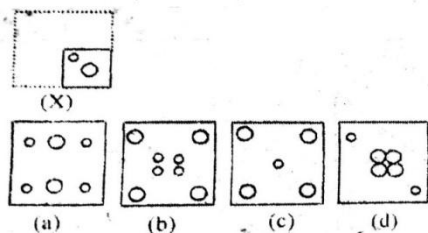


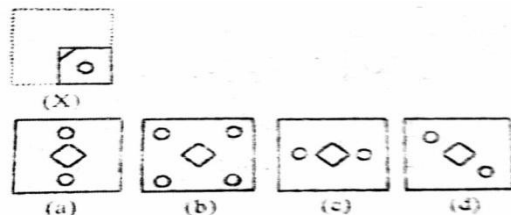
Reasoning Paper Cutting and Folding Questions, Answers & Explanation

DIRECTIONS (Qs. 1 to 3): If a square sheet of paper is folded two times from the centre and cuts are made as shown in the problem figure how will it appear when it is opened? Select the appropriate figure from the answer choices marked (a), (b), (c) and (d).

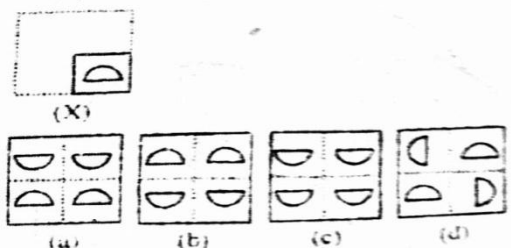
1.



2.



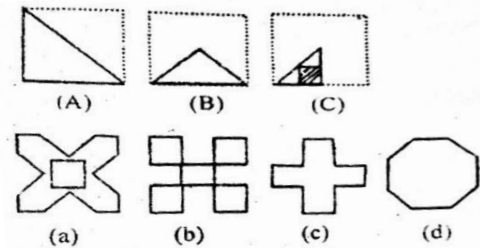
3.



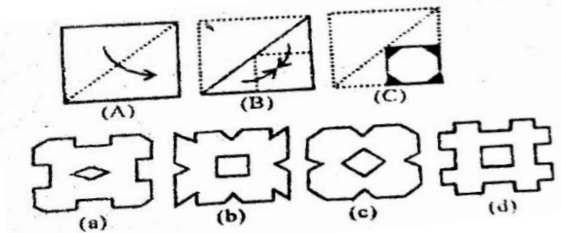
DIRECTIONS (Qs. 4 to 24): In each of the following questions a set of three figures A, B and C showing a sequence of folding of a piece of paper. Fig. (C) shows the manner in which the folded paper has been cut. These three figures are followed by four answer figures

from which you have to choose a figure which would most closely resemble the unfolded form of fig.(C).

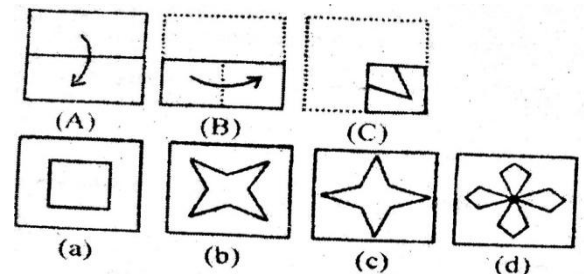
4.



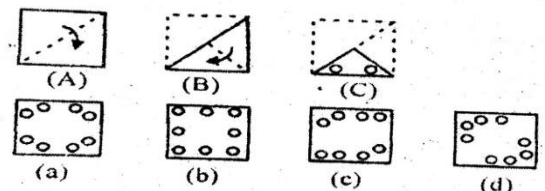
5.



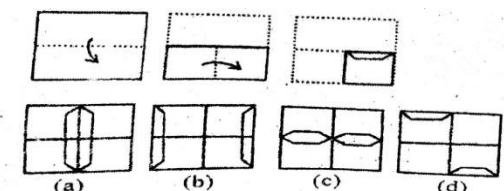
6.



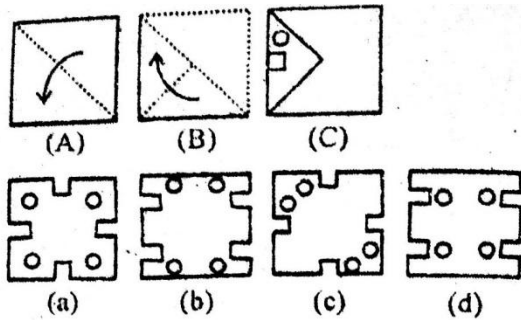
7.



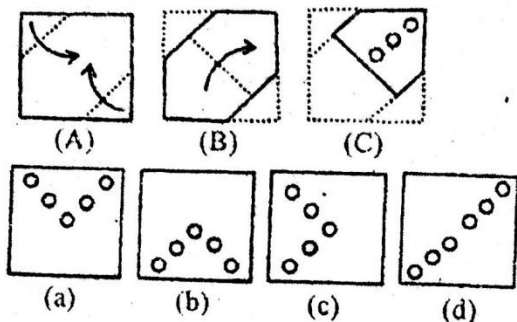
8.



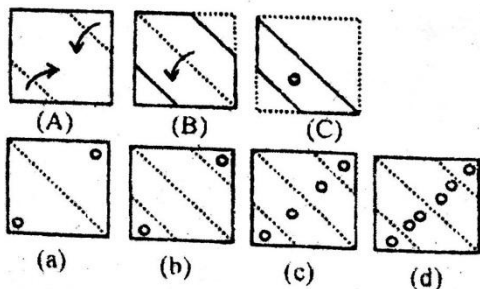
9.



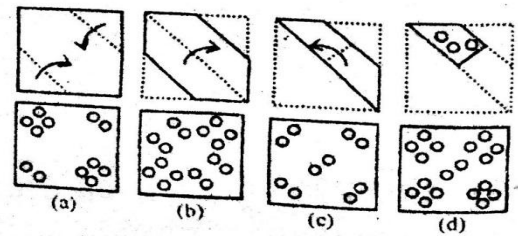
10.



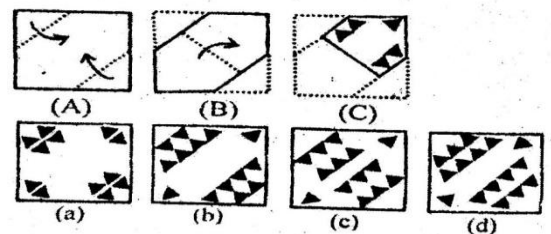
11.



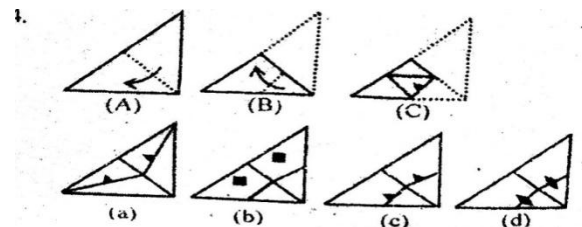
12.



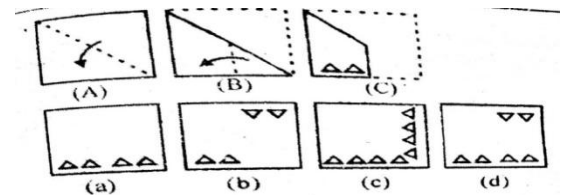
13.



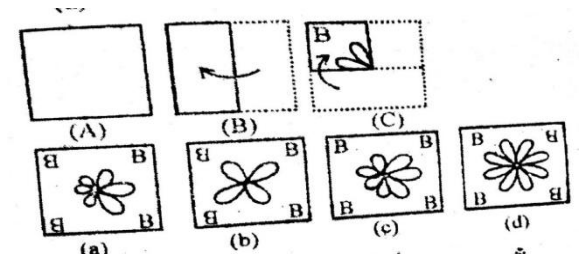
14.



15.

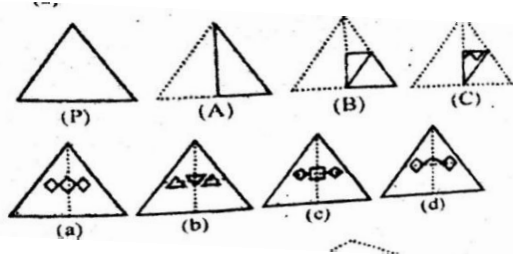


16.

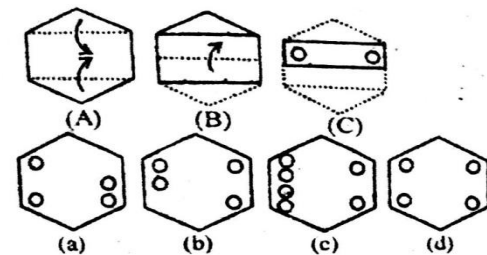


17.

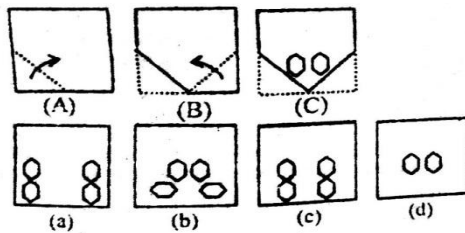
18.



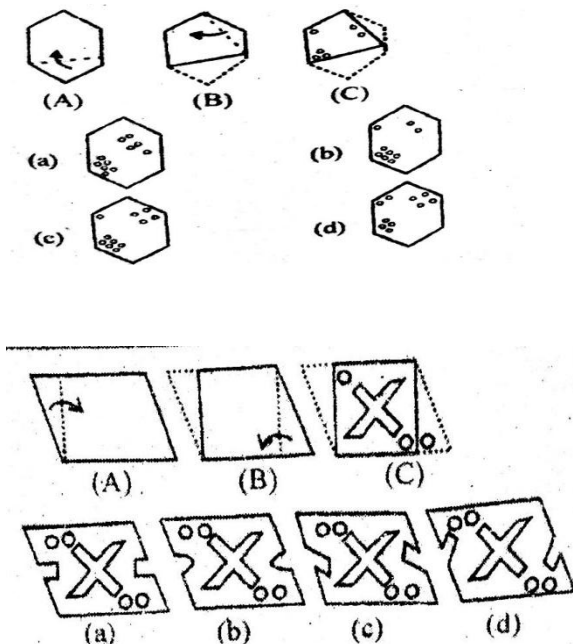
19.



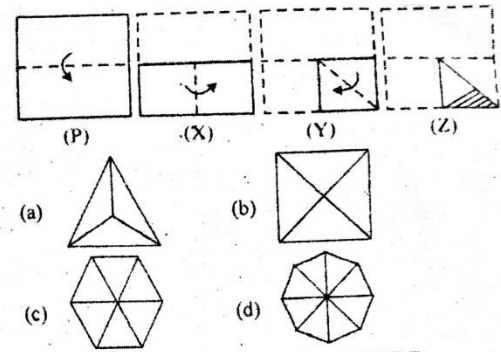
20.



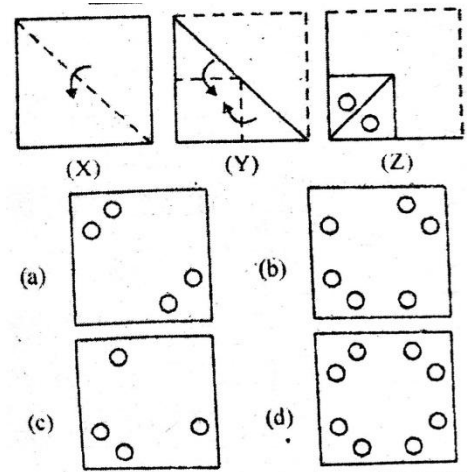
21.



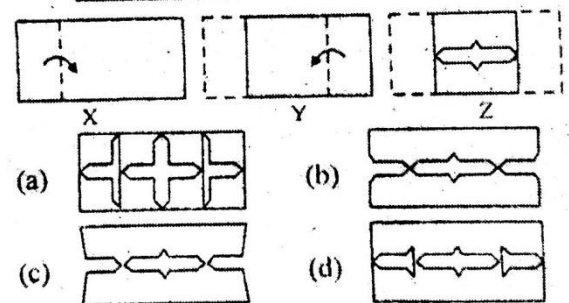
22.



23.

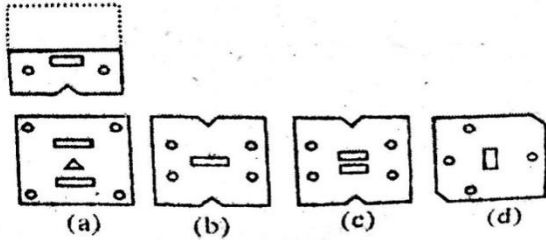


24.

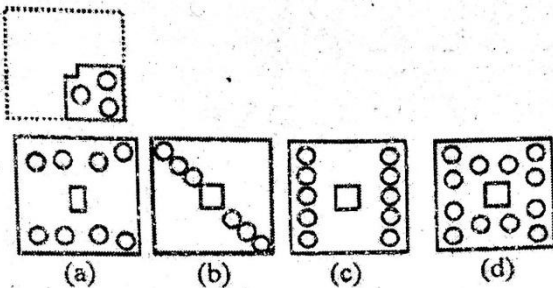


DIRECTIONS (Qs. 25 to 34): In the following questions, a square sheet of paper is folded along the dotted lines and then cuts are made on it. How would the sheet look when opened? Select the correct figure from the given choices.

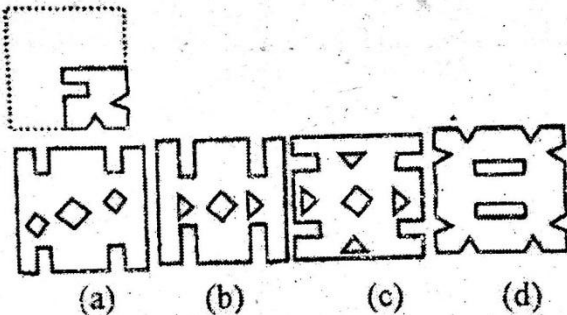
25.



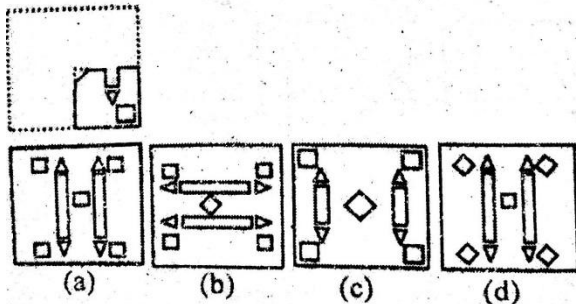
26.



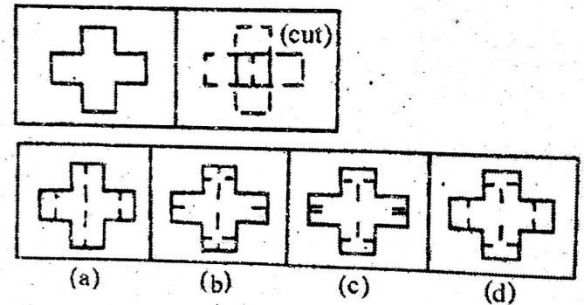
27.



28.

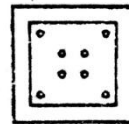


29.

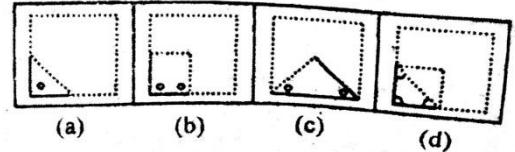


30.

A square paper is folded in a particular manner and a punch is made. When unfolded, the paper appears as given below :



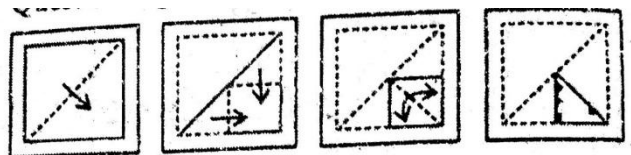
Choose the manner in which the paper is folded and the punch is made.



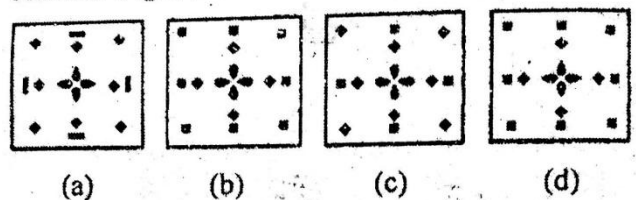
31.

A piece of paper is folded and punched as shown below is the question figures. From the given answer figures, indicate how it will appear when opened.


Question Figures:




Answer Figures :



32. Question figures:



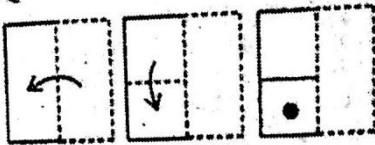
Answer figures




(a) (b) (c) (d)

33. A piece of paper is folded and cut as shown below in the question figures. From the given answer figures, indicate how it will appear when opened.

Question figures:




Answer figures :



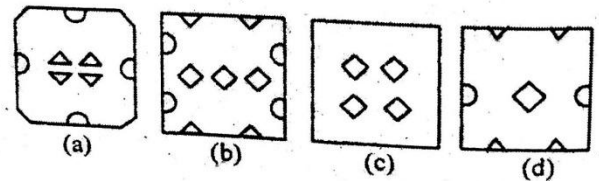
(a) (b) (c) (d)

34. A piece of paper is folded and cut as shown below in the question figures. From the given answer figures, indicate how it will appear when opened.

Question figures:



Answer figures



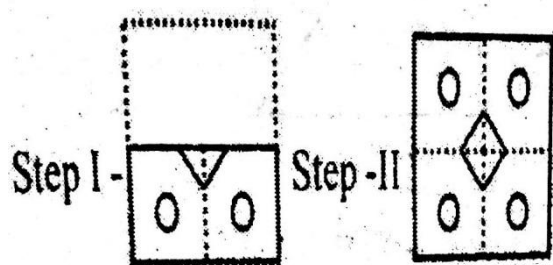
(a) (b) (c) (d)

ANSWER KEY

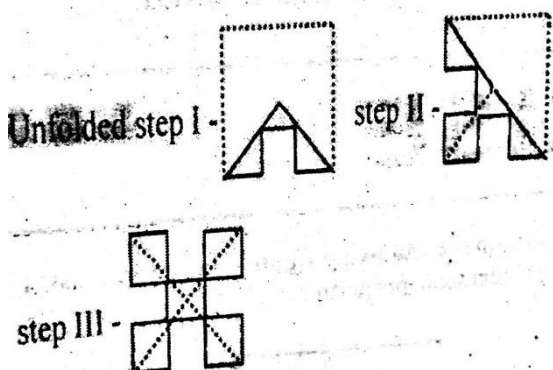
1	(b)	6	(b)	11	(c)	16	(d)	21	(d)	26	(d)	31	(c)
2	(b)	7	(a)	12	(b)	17	(a)	22	(d)	27	(d)	32	(d)
3	(a)	8	(c)	13	(b)	18	(d)	23	(d)	28	(c)	33	(c)
4	(b)	9	(c)	14	(d)	19	(b)	24	(b)	29	(a)	34	(b)
5	(c)	10	(d)	15	(c)	20	(c)	25	(c)	30	(a)		

HINTS & EXPLANATIONS

- (b) We unfold paper step by step as follows
- (b) Unfolded



- (b) Un folded step-I



- (c) Unfolded step I


Unfolded step I




step II



- (c)



- (d)



Join Us on FB



For English – [Examsdaily](https://www.examsdaily.in)

For Tamil – [Examsdaily Tamil](https://www.examsdaily.in/tamil)

For



WhatsApp Group - [Click Here](#)

Telegram Channel



[Click Here](#)