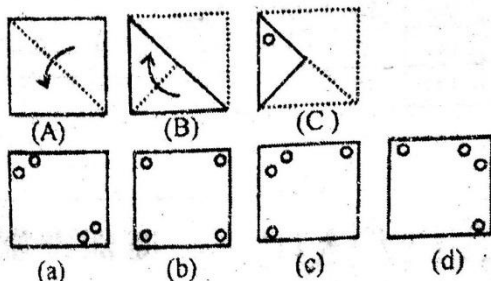


**Reasoning and General
Intelligence - Paper Cutting and
Folding**

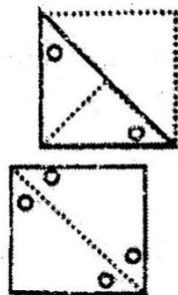
In this section, a sheet of paper is folded in given manner and cuts are made on it. A cut may be of varying designs. We have to analyze how this sheet of paper will look when paper is unfolded.

Note that when a cut is made on folded paper, the designs of the cut will appear on each fold.

In each of following examples, figures A and B show a sequence of folding a square sheet. Figure C shows the manner in which folded paper has been cut. You have to select the appropriate figure from alternatives which would appear when sheet is opened.

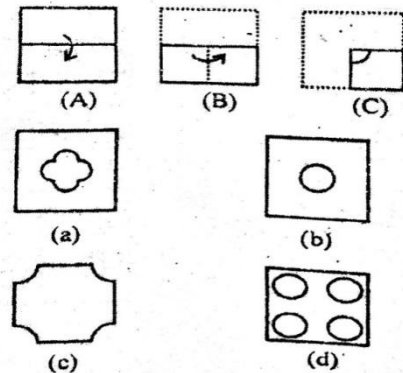
EXAMPLE 1.

Sol. (a) Step-I When sheet C is unfolded once, it will appear as follows

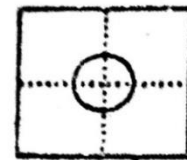
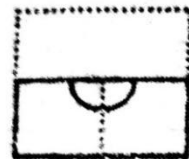


Step II -

Clearly, the circle will appear in each of the triangular quarters of the paper.

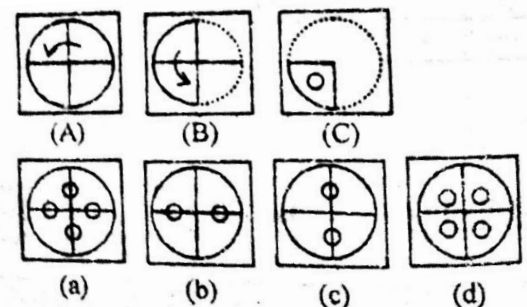
EXAMPLE 2.**Reasoning and General
Intelligence - Paper Cutting
and Folding**

Sol. (b) Unfolded Step I



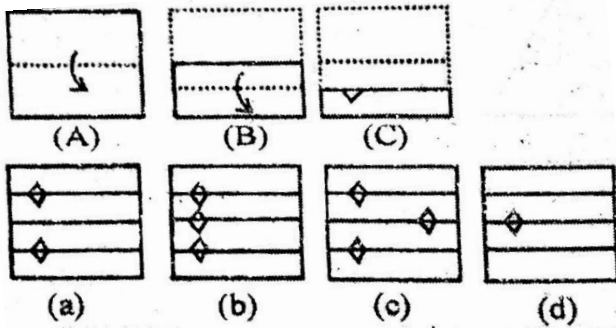
Step II

Since a quarter circle is made on folded paper. Therefore, when the paper is opened, a complete circle will appear on paper.


EXAMPLE 3.

Sol. (d) Here, a circular cut is made on the quarter circle. Hence, this sheet, when completely unfolded, will contain small circle on each quarter and will appear as option (d).

EXAMPLE 4.

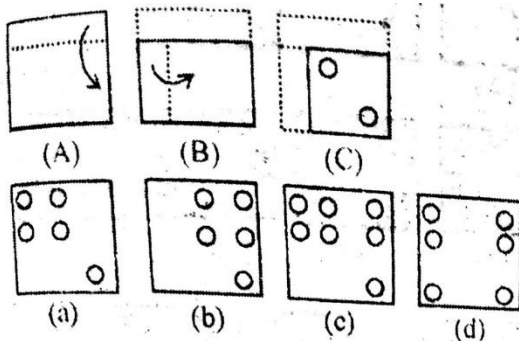


Sol. (a) When sheet (c) is unfolded once, it will appear as shown below:

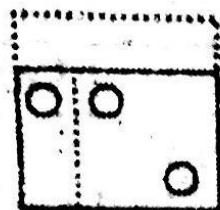


This sheet when completed unfolded will appear as option (a)

EXAMPLE 5.

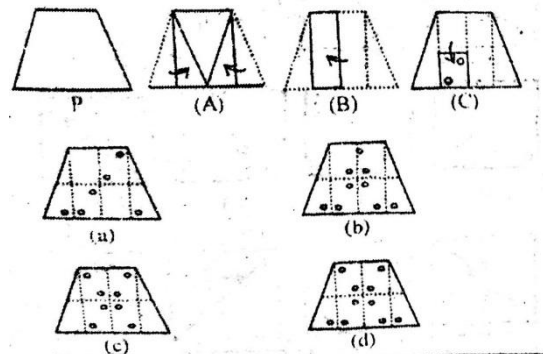


Sol. (a) When sheet C is unfolded once, it will appear as shown below

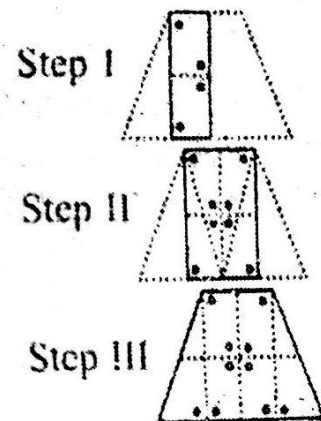


This sheet, when completely unfolded will appear as option (a)

EXAMPLE 6.

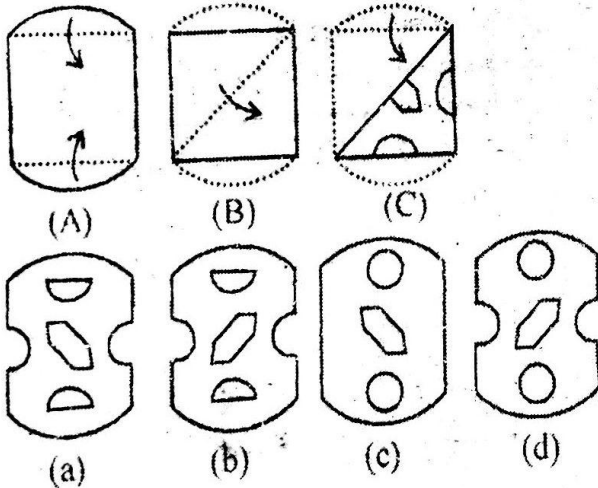


Sol. (d) We untold the paper step by step as follows
Step I

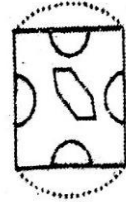


So, option (d) is right one.

EXAMPLE 7.



Step I



Step II



Solution: (d) We unfold the paper step by step as follows.

Join Us on FB 

For English – [Examsdaily](https://www.examsdaily.in)

For Tamil – [Examsdaily Tamil](https://www.examsdaily.in)

For  WhatsApp Group - [Click Here](#)

Telegram Channel  [Click Here](#)